

Flossbach von Storch - Multiple Opportunities II - R

INVESTMENT STRATEGY

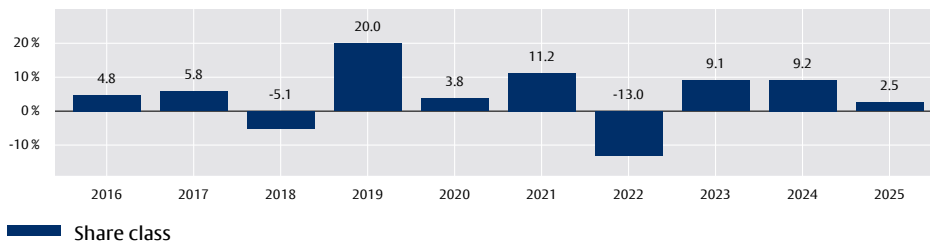
The Fund pursues an **active investment approach**. The Fund Manager can invest flexibly in the asset classes that appear attractive from his/her point of view in the respective capital market environment; the equity component is at least 25 per cent.

The basis for asset allocation is the Fund's own **independent investment world view**. The Fund deliberately does not follow any benchmark index. The primary objective is to generate sustainably attractive returns. Whether an individual investment is attractive is assessed within the framework of a thorough company analysis.

The **risk-reward ratio** is decisive for every investment decision; the potential return must clearly overcompensate for any risk of loss. The portfolio structure is based on the five guidelines of the Flossbach von Storch Pentagram: diversification, quality, flexibility, solvency, and value. The composition of the portfolio is made by the Fund Manager exclusively in accordance with the criteria defined in the investment policy and is regularly reviewed and adjusted if necessary.

The investment strategy includes in-house valuation models, ESG integration, engagement, and the exercise of voting rights. In addition, exclusion criteria defined within the Sub-Fund's investment policy are taken into account. The Sub-Fund is categorized as an Article 8 product within the definition of the Disclosure Regulation (EU) 2019/2088 (SFDR). For detailed information on the objectives and investment policy, please refer to the current Sales Prospectus and the Key Information Document (PRIIP-KID).

ANNUAL PERFORMANCE IN EUR (IN %)



PERFORMANCE IN EUR SINCE 1 OCTOBER 2013



ACCUMULATED AND ANNUALISED PERFORMANCE IN EUR (GROSS, IN %)

	1 month	2026 YTD*	2026 YTQ*	1 year	3 years	5 years	10 years	since inception 01.10.13
Accumulated	-6.9%	-5.9%	-5.9%	-4.3%	+11.5%	+8.6%	+45.3%	+79.9%
Annualised				-4.3%	+3.7%	+1.7%	+3.8%	

Source: Depositary and Flossbach von Storch, status: 31.03.26

EXPLANATORY NOTES REGARDING PERFORMANCE

Past performance is no indication of current or future performance. The performance data do not take into account the commissions and costs incurred in the issue and redemption of units, which may reduce the performance. Exemplary model calculation assuming a front-end load of 5%: an investor wishes to purchase units for 1,000 EUR (or CHF). With a maximum front-end load of 5%, he must pay a one-time fee of EUR 50 (or CHF) on purchase. Custody account costs may also be incurred. **Please refer to the cost details presented in this document to determine the maximum front-end load for the unit class of the subfund.** Where performance is compared to a benchmark, such a comparison is provided for information purposes only and does not imply any obligation on the part of the fund manager to achieve the level of the benchmark or replicate its performance.

CATEGORY: MULTI ASSET
Data as per 31 March 2026

CH LI ADVERTISEMENT | Page 1 of 4

FUND DETAILS

WKN	A1W17Y
ISIN	LU0952573482
Valor number	21968023
Domicile	Luxembourg
SFDR Category	Article 8
Share class	R
Fund currency	EUR
Launch date	1 October 2013
Financial year end	30 September
Income utilisation	Distribution
Authorised for distribution	AT, CH, DE, LI, LU
Fund type	UCITS / FCP
Fund assets	8.42 billion EUR
Redemption price	160.45 EUR

Minimum initial investment	none
Minimum subsequent investment	none

Costs ¹	
Ongoing charges	1.62 % p.a.
which includes a management fee of	1.47 % p.a.
Transaction costs	0.06667 % p.a.

Performance fee	Up to 10% of the gross unit value performance, but no more than 2.5% of the average value of the sub-fund's assets during the accounting period, provided that the gross unit value at the end of an accounting period exceeds the unit value at the end of the preceding accounting periods of the last 5 years (see the prospectus for further details). The payment is made annually at the end of the accounting period.
-----------------	--

Redemption fee	0.00 %
Exchange commission	up to 3.00 % (based on the unit value of the units to be purchased for the benefit of the relevant Distributor)
Subscription fee	up to 5.00 %

Management company
Flossbach von Storch Invest S.A.
2, rue Jean Monnet
2180 Luxembourg, Luxembourg
www.fvsinvest.lu

Depositary
BNP PARIBAS, Succursale de Luxembourg
60, avenue J.F. Kennedy, L-1855 Luxembourg, Luxembourg

¹ In addition to the management fee, the fund is charged further costs such as transfer agent fees, transaction costs, and various other charges. Further information about ongoing and one-off costs can be found in the key information document (PRIIP-KID), the sales prospectus, and the most recent annual report.

* YTD: Most recent month-end performance since the beginning of the year
YTQ: Performance since the beginning of the year to the end of the most recent quarter

Flossbach von Storch - Multiple Opportunities II - R

TOP 10 EQUITY POSITIONS (IN %)

1.	DEUTSCHE BÖRSE	4.12 %
2.	ADIDAS	2.78 %
3.	MERCEDES-BENZ GROUP	2.57 %
4.	RECKITT BENCKISER GROUP	2.57 %
5.	UNILEVER	2.53 %
6.	ALPHABET - CLASS A	2.41 %
7.	NESTLE	2.36 %
8.	AMAZON.COM	2.33 %
9.	DIAGEO	2.27 %
10.	BMW ST	2.22 %

Source: Depository and Flossbach von Storch, status: 31.03.26

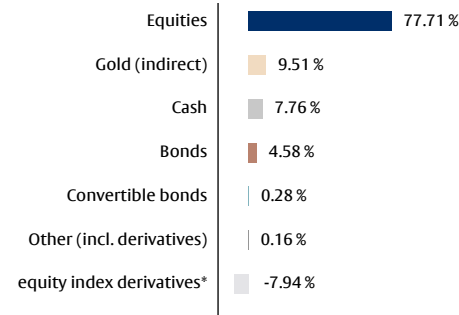
TOP 10 SECTORS FOR EQUITIES (IN %)

1.	Consumer Discretionary	18.26 %
2.	Financials	17.63 %
3.	Consumer Staples	16.04 %
4.	Information Technology	15.58 %
5.	Health Care	13.74 %
6.	Industrials	10.90 %
7.	Communication Services	4.81 %
8.	Materials	3.04 %

Source: Depository and Flossbach von Storch, status: 31.03.26

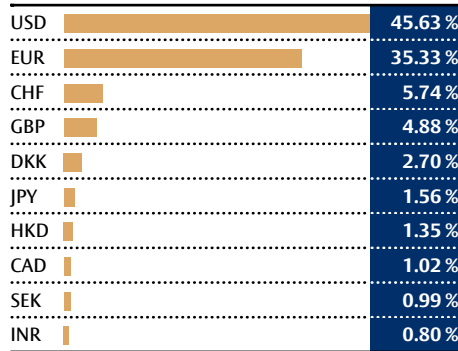
At present 63 securities are included in the portfolio, of which 51 are equities.

ASSET ALLOCATION (IN %)



* Please note: equity index derivatives may include futures and delta-weighted options on indices
Source: Depository and Flossbach von Storch, status: 31.03.26

CURRENCIES AFTER HEDGING IN EUR (IN %)



Source: Depository and Flossbach von Storch, status: 31.03.26

MONTHLY COMMENTARY

March was dominated by a significant rise in geopolitical risks in the Middle East and the resulting concerns about energy prices, inflation and growth. The conflict between the USA/Israel and Iran escalated further in March following the air strikes that had been ongoing since late February, bringing shipping traffic through the Strait of Hormuz – one of the most critical chokepoints for global oil and LNG trade – to a virtual standstill. As a result, the price of Brent crude oil rose at times to just under USD 120 per barrel during the month and was trading only marginally lower at the end of the month. This puts it around 60% above pre-war levels.

Against this backdrop, global equity markets came under significant pressure over the course of the month. The MSCI World Index fell by 6.3%. Even more remarkable, however, was the performance of the gold price. Having traded at record highs of over USD 5,500 per ounce at the start of the year, the gold price corrected by around 20% in March, falling to below USD 4,400 at one point. By the end of the month, it was still down by 11.6%. Gold thus failed to behave like the classic safe haven that many investors expect in times of crisis. The causes are likely to lie in a combination of rising real interest rates, a stronger US dollar and sales to raise liquidity. The yield on 10-year US Treasuries rose from around 3.9% at the start of the month to just over 4.3% by the end of the month. The US dollar, in contrast, lived up to its role as a crisis currency and gained around 2.2%, which at least slightly mitigated the price losses in gold and US equities for investors from the eurozone.

In addition to the strength of the US dollar, the partial hedging of the equity exposure through a short position on the S&P 500 (around 8% of the Fund's volume) had a positive impact on the Fund's performance. This also applied to the contributions made by individual equity positions, such as Deutsche Börse and Brenntag, which managed to rise against the general trend. The decline in the price of gold (non-physical) and price setbacks in individual equities, such as Reckitt Benckiser, Adidas and Unilever, which suffered from the weak consumer environment, had a negative impact. Following the price setbacks, the valuations of many consumer stocks are at their lowest levels for many years. However, in addition to the aforementioned stocks, we believe that many of our other holdings now offer very attractive earnings yields and high free cash flows, which can be used for dividend payments and share buybacks, given the lower valuation levels.

FUND MANAGEMENT



"Active, benchmark-independent portfolio management always starts with a blank sheet of paper."

Dr. Bert Flossbach
Simon Jäger, CFA
Dr. Kai Lehmann, CFA
Jonas Nahry
Dr. Tobias Schafföner

AWARDS

Morningstar Rating™ overall*: ★ ★ ★

* Morningstar Rating™ overall: © (2026) Morningstar Inc. All rights reserved. The information contained herein: (1) is protected by copyright for Morningstar and / or its content providers; (2) may not be copied or distributed, and (3) is not guaranteed with regard to its accuracy, completeness, or timeliness. Neither Morningstar nor its content providers are liable for any damages or losses that may result from the use of this information. Ratings refer to the previous month.

For more information on Morningstar's ratings, please visit: [Investment Research Methodology | Morningstar](#)

status: 28.02.26

Flossbach von Storch - Multiple Opportunities II - R

OPPORTUNITIES

- + Flexible investment policy without benchmarking.
- + Risk is broadly diversified by investing in a range of asset classes (e.g. equities, bonds, convertible bonds and precious metals [indirect]). Market potential can be exploited by investing across a wide range.
- + Investing in assets denominated in a foreign currency can have a positive impact on unit values as a result of exchange rate movements.
- + Derivatives can be used to increase potential yields.
- + Precious metals [indirect] (e.g. in the form of gold) can be used to increase potential yields.

RISKS

- **Market risks:** The securities in which the Management Company invests the sub-fund assets present opportunities for gain but also the possibility of risk. The ESG criteria restrict the selection of target investments in terms of category and number, sometimes considerably. If a sub-fund invests directly or indirectly in securities and other assets, it is subject to many general trends and tendencies on the markets, which are sometimes attributable to irrational factors, particularly on the securities markets. Losses can occur when the market value of the assets decreases against the cost price. If a unit holder disposes of units in a sub-fund at a time when the quoted price of the sub-fund assets is less than at the time of investment, then the unit holder will not recover the full value of the investment. While each sub-fund constantly strives to achieve growth, growth cannot be guaranteed. The risk exposure of the investor is, however, limited to the sum invested. There is no obligation to make additional capital contributions beyond investors' investments.
- **Currency risks:** If a sub-fund holds assets which are denominated in foreign currencies, it shall be subject to currency risk. In the event of a devaluation of the foreign currency against the reference currency of the subfund, the value of the assets held in foreign currencies shall fall.
- **Credit risks:** The fund may invest part of its assets in bonds. The issuers of these bonds could become insolvent, causing the bonds to lose some or all of their value.
- **Interest change risks:** Investing in securities at a fixed rate of interest is connected with the possibility that the current interest rate at the time of issuance of a security could change. If the current interest rate increases as against the interest at the time of issue, fixed rate securities will generally decrease in value. Conversely, if the current interest rate falls, fixed rate securities will increase.
- **Risks relating to the use of derivatives:** The fund may enter into derivative transactions for the purposes listed in the key information document (PRIIP-KID) and the sales prospectus. This means increased opportunities, but also increased risk of losses. The use of derivatives to hedge against losses may also reduce the profit opportunities of the fund.
- **Risks of precious metals and commodities:** Precious metals and commodities may be subject to greater price fluctuations. Trading prices may also fall.

Please read the Prospectus and particularly the RISK WARNINGS section and the specific annex of the subfund to understand the risks and benefits of this product.

CATEGORY: MULTI ASSET
Data as per 31 March 2026

CH LI ADVERTISEMENT | Page 3 of 4

INVESTOR PROFILE

GROWTH-ORIENTED:

The fund is appropriate for growth-oriented investors. Due to the composition of the net sub-fund assets, there is a high degree of risk but also a high degree of profit potential. The risks may consist in particular of currency risk, credit risk and price risk, as well as market interest rate risks.

INVESTMENT HORIZON:

Medium- to long-term: ≥ 4 years

RISK INDICATOR



The risk indicator assumes you keep the product for 4 years. The actual risk can vary significantly if you cash in at an early stage and you may get back less. The summary risk indicator is a guide to the level of risk of this product compared to other products. It shows how likely it is that the product will lose money because of movements in the markets or because we are not able to pay you. We have classified this product as 3 out of 7, which is a medium-low risk class. This rates the potential losses from future performance at a medium-low level, and poor market conditions are unlikely to impact our capacity to pay you. Unusual market conditions could arise, for example, due to currency, creditworthiness, price, counterparty, liquidity and interest rate risks, as detailed in the sales prospectus.

Flossbach von Storch - Multiple Opportunities II - R

LEGAL NOTICE

One of the purposes of this publication is to serve as advertising material.

This publication does not constitute an offer to sell, purchase or subscribe to securities or other assets. The information and estimates contained herein do not constitute investment, legal and/or tax advice or any other form of recommendation. In particular, this information is not a replacement for suitable investor and product-related advice and, if required, advice from legal and/or tax advisers. Detailed information about the fund(s) can be found in the sales prospectus as well as in the articles of association, management regulations or contract conditions, in conjunction with the latest respective audited annual report and semi-annual report, if the latter is published later than the most recent annual report. These documents form the sole binding basis for any purchase. The said documents and the Key Information Document (PRIIP-KID) are available free of charge in English and German (and, as required, further languages) from the respective management company or the custodian/depositary or from agents in those countries where the funds have been admitted for distribution. You can view the aforementioned documents at any time via <https://www.fvsinvest.lu/>. For the summary of investor rights in English with additional information regarding legal disputes, please refer to the website <https://www.fvsinvest.lu/investor-rights>. The management company may make any country-specific adjustments to the distribution authorisation, including the revocation of distribution regarding its investment funds.

The information contained and opinions expressed in this publication reflect the views of Flossbach von Storch at the time of publication and are subject to change without prior notice. Forward-looking statements reflect the judgement and future expectations of Flossbach von Storch. Actual performance and results may, however, differ materially from such expectations. All information has been compiled with care. However, no guarantee is given as to the accuracy and completeness of information and no liability is accepted. The value of any investment can fall as well as rise and you may not get back the amount you invested. In connection with the brokerage of fund units/shares, Flossbach von Storch and/or its distribution partners may receive reimbursements from costs charged to the fund by the management company in accordance with the relevant sales prospectus. The tax treatment of the investment depends on the investor's personal circumstances and may be subject to change. For more information please consult your professional tax adviser.

The units/shares issued by this fund may only be offered for purchase or sold in jurisdictions in which such offer or sale is permitted. Accordingly, the units/shares of this fund must not be offered for purchase or sold neither within the USA nor to or for the account of US citizens or US persons domiciled in the USA. Additionally, the units/shares issued by this fund must not be offered for purchase or sold to "US-Persons" and/ or entities, which are owned by one or more "US-Persons" based on the definitions set out in the "Foreign Account Tax Compliance Act (FATCA)". This publication and the information contained herein must not be distributed in the USA. The distribution and publication as well as the offer or sale of the fund's units/shares may also be subject to restrictions in other jurisdictions.

The latest net asset value (NAV) of the fund can be obtained from the management company's website.

Past performance is not a reliable indicator of future performance.

This publication is subject to copyright, trademark and intellectual property rights. The reproduction, distribution, making available for retrieval, or making available online (transfer to other websites) of the publication in whole or in part, in modified or unmodified form is only permitted with the prior written consent of Flossbach von Storch. If permission is granted, its scope must not be exceeded and attention must be paid to the origin of the duplicated material and to the rights of Flossbach von Storch.

The publication issued in German is legally binding. This English translation is only for the purpose of convenience.

A comprehensive glossary of topics and terms (in German) can also be found at <http://www.flossbachvonstorch.com/glossar/>.

© 2026 Flossbach von Storch. All rights reserved.

CATEGORY: MULTI ASSET
Data as per 31 March 2026

CH LI ADVERTISEMENT | Page 4 of 4

CONTACTS FOR INVESTORS

Sales and information agent in Germany

Flossbach von Storch SE
Ottoplatz 1, 50679 Cologne
Germany
Phone: +49. 221. 33 88-290
E-Mail: info@fvs.com
Web: www.flossbachvonstorch.de

Sales and information agent in Austria

Flossbach von Storch SE
Zweigniederlassung Österreich
(Austrian Branch)
Schottenring 2-6, 1010 Vienna
Austria
Phone: +43. 1. 253 70 18-0
E-Mail: info@fvs.com
Web: www.flossbachvonstorch.at

Paying agent in Austria

Erste Bank der oesterreichischen Sparkassen AG
("Erste Bank")
Am Belvedere 1, 1100 Vienna
Austria

Contact in Switzerland

Flossbach von Storch Invest S.A., Vertretung Zürich
Fraumünsterstrasse 21, 8001 Zurich
Switzerland
Phone: +41. 44. 21 73-700
E-Mail: info.ch@fvsag.com
Web: www.flossbachvonstorch.ch

Representative in Switzerland

FIRST INDEPENDENT FUND SERVICES AG
Feldeggstrasse 12, 8008 Zurich
Switzerland
Phone: +41. 44. 20 61-640
E-Mail: info@fifs.ch

Paying agent in Switzerland

Banque Cantonale de Genève
Quai de L'île 17, 1204 Geneva
Switzerland

Paying agent in Liechtenstein

VP Bank AG
Aeulestrasse 6, 9490 Vaduz
Liechtenstein